

2024 Volunteer Program in Jeonju Nammun Church

# ENGLISH LEARNING

project by 유니타 & 띠따



# TUTOR'S PROFILE


튜터 프로필



**Yunita / 유니타**

**Age : 25 years old**

**Kakao ID : yunitara**



**Titah / 띠따**

**Age : 27 years old**

**Kakao ID : titahbn**

# WHAT WILL WE DO?

프로그램을 하는 동안 우리는 무엇을 할 것인가요?

During the program, we will learn english together based on your English Level. It would be a fun, easy, and happy learning. Our class gives you a daily topic to improve your English skill and speak confidently. We also have a spesial culture class to know more about cultural things of Indonesia on the weekend.

저희는 수강생 여러분 개개인의 영어 수준을 바탕으로 수업을 진행할 것 입니다. 우리 수업은 여러분의 영어 실력을 향상시키고 자신감 있게 말할 수 있도록, 매일 하나의 주제를 통해 수업을 진행할 예정입니다. 주말에는 인도네시아의 문화를 더 많이 배울 수 있는 특별한 문화 수업을 진행할 예정입니다.





# CLASSES

A

"A" Class / A클래스

B

"B" Class / B 클래스

C

Children Class / 아이들 클래스

D

Cultural Class / 문화 클래스






# "A" CLASS

A Class is designed to learn English from the basic, focusing on vocabulary and simple daily topics. This class is suitable for beginners who are just starting to learn English especially in speaking and listening.




A 클래스는 어휘와 간단한 일상을 주제로 영어를 기본부터 배울 수 있도록 설계되었습니다. 이 클래스는 영어를 막 배우기 시작하는 초보자에게 적합하며 특히 말하기와 듣기 실력을 올릴 수 있습니다.



# "A" CLASS TOPIC EXAMPLES

## 17 Simple questions

To form simple questions with the verb "to be," you change the order of the subject and verb. The answer to a simple question usually starts with "yes" or "no."

 **New language** Simple questions  
 **Aa Vocabulary** Jobs and routine activities  
 **New skill** Asking simple questions

### 17.1 KEY LANGUAGE QUESTIONS WITH "TO BE"

To make a question using the verb "to be," put the verb before the subject.

In a statement, the subject comes before the verb.  
**You are Canadian.**  
In a question, the verb moves to the start of the sentence.  
**Are you Canadian?**  
The subject comes after the verb.



### 17.2 FURTHER EXAMPLES QUESTIONS WITH "TO BE"

Is **Judi** an actor?



Are **they** engineers?



Is **he** French?



Are **you** a student?






### 17.3 HOW TO FORM QUESTIONS WITH "TO BE"

"TO BE"	SUBJECT	REST OF SENTENCE
Am	I	Canadian?
Are	you / we / they	
Is	he / she / it	

## 18 Answering questions

When answering questions in English, you can often leave out words to shorten your response. These short answers are often used in spoken English.

 **New language** Short answers  
 **Aa Vocabulary** Jobs and routines  
 **New skill** Answering spoken questions

### 18.1 KEY LANGUAGE SHORT ANSWERS

When the question uses the verb "to be," use "to be" in the short answer. If the question uses "do" or "does," so does the short answer.

Question uses "to be."

**Are you a doctor?** Yes, I am. No, I'm not.

You don't need to repeat "a doctor" in your answer.

Question uses "do."

**Do you work in an office?** Yes, I do. No, I don't.

The rest of the sentence is implied.

### 18.2 FURTHER EXAMPLES SHORT ANSWERS

Question uses "does."

**Does he live here?** Yes, he does. No, he doesn't.

**Is your name Sophie?** Yes, it is. No, it isn't.

**Do they live in Delhi?** Yes, they do. No, they don't.

**Are you Chinese?** Yes, I am. No, I'm not.

### 18.3 LISTEN TO THE AUDIO AND ANSWER THE QUESTIONS



Maria Kowalski goes for a job interview.


- She is from Poland. True ☐ False ☒
- 1 She is a receptionist. True ☐ False ☐
- 2 She works in an office. True ☐ False ☐
- 3 She doesn't like her job. True ☐ False ☐
- 4 She starts work at 9am. True ☐ False ☐
- 5 She works five days a week. True ☐ False ☐



# "B" CLASS

B Class is designed to improve English for the intermediate & upper-intermediate. Focusing in small talk, discussion, and deliver opinion. This class is suitable for student who already recognize in the English conversations. The "B" class aims to speak confidently for various topics and gives you to practice in the public speaking.

"B 클래스는 중상급 및 고상급 영어 실력 향상을 위해 디자인되었습니다. 소수의 대화, 토론 및 의견 표현에 중점을 두고 있습니다. 이 수업은 이미 영어 대화를 인식한 학생들에게 적합합니다. 'B' 클래스는 다양한 주제에 대해 자신있게 말하고 대중 연설 연습을 할 수 있도록 목표를 설정하고 있습니다."



# "B" CLASS TOPIC EXAMPLES



## How's your day been so far?

### 1. Warm up

Discuss the questions below:

Can you remember what the first day of your current job was like? How did you feel?  
Do you remember the first time you met each of your colleagues?  
What can be difficult about starting a new job?

### 2. Read the tips below and practice introducing yourself.

Introducing yourself in English is very simple:

"Hi, I'm \_\_\_\_\_"

Usually the other person will share their name and you can respond with; *"It's great to meet you, (name)"*

If the other person doesn't tell you their name, you can say: *"I'm sorry, I didn't catch your name."*

**Top Tip:** Once you know a person's name, **use it immediately**. This will make the other person feel more comfortable in your presence. It will also make it easier for you to remember that person's name the next time you meet them.

### 3. Watch the video below, and answer the questions.

 Build Relationships with Small Talk

1. How does the man describe small talk?
2. How many questions does the man suggest as good questions for small talk?

### 4. Watch the video again and answer the questions.

1. What are three questions the man suggests asking?
2. If you are speaking to someone who takes 30 seconds to answer a question during small talk, what should you do?

### 5. Match these words and phrases from the video with their meanings:

1. Cultural intelligence
2. Temperature check
3. Mirror one's behavior
4. Extraneous information
5. Be all business

©english4tutors




- A. one person unconsciously imitates the gesture, speech pattern, or attitude of another
- B. things that are not relevant to the subject you are talking about
- C. somebody asks a quick question to see if you will reply
- D. think and talk only about work
- E. skill to relate and work effectively in culturally diverse situations

### 6. Tick the examples of extraneous information to the question, "How's your day going?"

1. "So far, so good. How about yours?"
2. "You don't want to know. As soon as I got up, I got a message from my ex-husband telling me he won't be able to pick up our son from soccer practice. I was so pissed! Then, I came in late because my car wouldn't start..."
3. "Pretty good. And yours?"
4. "Oh, it's been fine."
5. "I've been engaged with this project for a long time, and although it's really interesting, it's been quite challenging, and it's taking me much longer than I want. To make matters worse, my dog got sick and I have to leave work early every day this week to take him to the vet."

### 7. Read below and practice intonation:

When we want to show that we are interested or surprised, our voice is higher and louder. Use a rising (  ) intonation to communicate this. Practise these phrases with a rising intonation.

#### A standard response

Uh-huh.  
That's interesting.  
Oh, I see.  
Right.

#### A stronger response

Really?  
Wow! That's amazing!  
That's incredible!  
No way!  
You're joking!

### 8. What to say when there is a misunderstanding. Practice saying the phrases with your teacher.

*"I'm afraid I didn't get that, sorry."*

*"Excuse me, would you mind repeating that?"*

*"I'm sorry, could you repeat that?"*

*"Pardon? I didn't catch that."*

©english4tutors




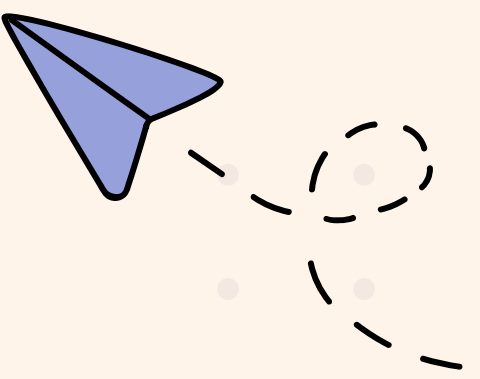


# CHILDREN CLASS

Children Class is designed to learn English for the pre-school, kindergarten or even elementary students. Focusing in vocabularies, simple question and answer, create a sentences. The learning concept would be fun and child friendly. For elementary, learning through the papaer based games. For pre-school and kindergarten, learning through picture, drawing, coloring and many more.


어린이 수업은 유치원, 초등학생들을 위해 영어를 배우기 위해 디자인되었습니다. 어휘, 간단한 질문과 답변, 문장 만들기에 중점을 두고 있습니다. 학습 컨셉은 재미 있고 아이 친화적인 것입니다. 초등학생들을 위해 종이 기반 게임을 통한 학습이 이루어집니다. 유치원 및 유아를 위한 학습은 그림, 그리기, 색칠 등을 통한 것입니다.






# EXAMPLE


Blue




Purple




Green




Red





Orange



Yellow








## Farm Animals

1.cow	5.pig	9.goose	13.buffalo
2.sheep	6.rooster	10.chick	14.mouse
3.horse	7.goat	11.donkey	15.pigeon
4.hen	8.duck	12.rabbit	16.turkey



O	E	S	O	A	D	K	G	A	R	E	E	S	I
E	H	N	E	T	O	R	O	T	L	T	Y	U	
S	Y	I	O	U	I	M	N	T	U	R	K	E	Y
H	B	E	E	K	B	R	R	K	K	R	T	O	
F	O	K	E	Y	B	N	E	C	E	G	C	C	O
C	E	R	N	C	A	E	I	N	K	Y	S	T	K
R	B	K	S	E	R	H	D	H	G	O	O	S	E
O	U	O	C	E	C	T	I	O	D	W	C	I	E
B	F	F	K	S	R	O	K	R	U	O	E	E	P
H	F	E	I	M	O	U	S	E	C	C	E	E	I
S	A	R	O	O	S	T	E	R	K	R	I	O	G
R	L	O	R	B	L	C	O	S	H	E	E	P	E
C	O	E	C	G	T	O	P	E	E	E	H	O	O
E	R	S	O	P	Y	N	H	G	O	A	T	H	N

[ezpzlearn.com](http://ezpzlearn.com)

## FEELINGS

 HAPPY	 SAD	 SCARED
 ANGRY	 TIRED	 SHY
 EXCITED	 PROUD	 SORRY


© Homeschool Cart



# CULTURAL CLASS

Cultural Class is for everyone without english level. The topic is presenting about Indonesian culture such as art, social culture, nature, traditional games, differences or similarities between Indonesia and South Korea, and many more. In the end of the class, everyone is freely to talk about their own culture also. We could be exchange cultural knowlegde through this class.

문화 수업은 영어 레벨에 구애받지 않고 누구에게나 열려 있는 수업입니다. 이 수업의 주제는 인도네시아 문화에 관한 것으로 예술, 사회 문화, 자연, 전통 게임, 인도네시아와 대한민국 간의 차이 또는 유사성 등을 소개합니다. 수업 끝에는 누구든지 자유롭게 자신의 문화에 대해 이야기할 수 있습니다. 이 수업을 통해 문화적 지식을 교환할 수 있습니다.





# EXAMPLE



Indonesian Traditional Wedding Ceremony  
인도네시아 전통 혼례식



Indonesian Lunar New Year Culture  
인도네시아의 설 문화





최선을 다해 준비하고 있습니다.



**ARE YOU EXCITED?**

SEE YOU IN JANUARY 2024

